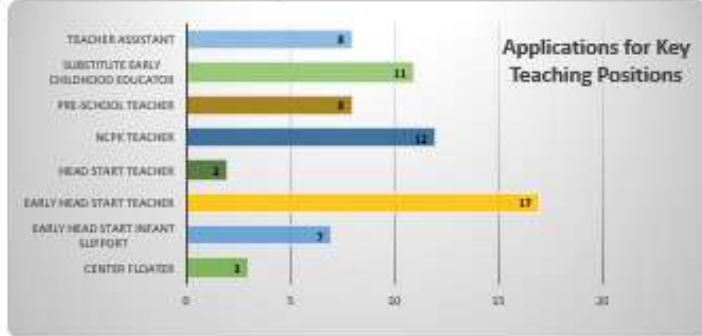

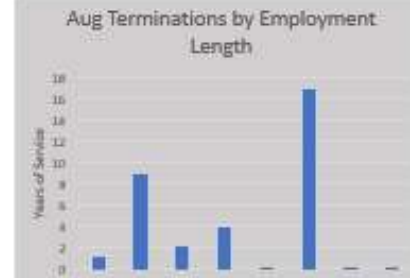


# RECRUITMENT

## RETENTION

July to Aug Changes													
H I R E S	Children's Services		TEACHING AINEE/APPRENTICE/TEACHING			TOTAL HIRES	APPLICATIONS	P P L I C A T I O N	Children's Services		TEACHING AINEE/APPRENTICE/TEACHING		
	TOTAL NEW HIRE:	TOTAL RE-HIRES							TOTAL APPLICAT	TOTAL APPLIC			
	10	1	6	0	5	INCREASED	No Change		159	##	43%	2%	55%
	Aug								Aug				

T U R N O V E R	Children's Services	TEACHING	AINEE/APPRENTICE/TEACHING	TERMINATIONS
	TOTAL TERMINATIONS	 4	 1	 3
	Aug			 INCREASED



# Aug Explanation

(HR Dashboard)

## **New Hires**

- Total of 11 Hires (10 New and 1 Rehire). Increased by 2 from July.
- 6 Teaching, 0 Trainee/Apprentice, 5 Non-Teaching (Last Month 3 Teaching, 5 Trainee, 1 Non-Teaching)

## **Applications/Applicants**

- Applications remained the same from July and Applicants Increased by decreased by 1 from July.
- Total Applications for Aug is 159 and Applicants is 116
- Applications: 38% Teaching, 1% Trainee/Apprentice, 61% Non-Teaching
  - Teaching increased by 5%, Trainee/Apprentice decreased by 1%, Non-Teaching decreased by 6%

## **Applications by Key Positions**

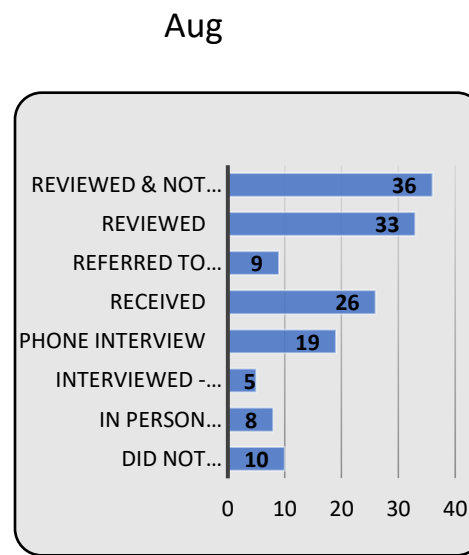
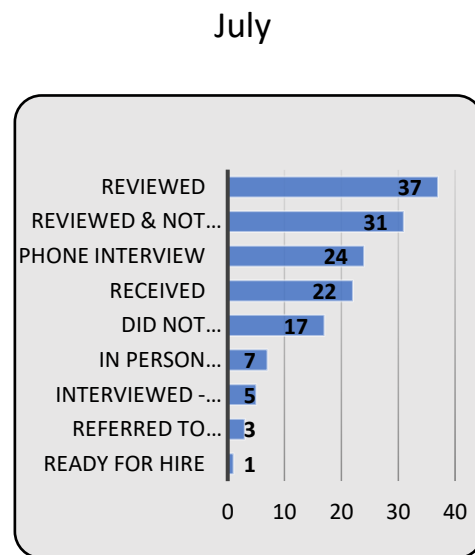
- Fluctuated from July to Aug
  - NCPK Teacher increased by 1 (July: 11 Aug: 12)
  - Teacher Assistant decreased by 5 (July: 13 Aug: 8)
  - EHS Infant Support decreased by 1 (Jul7: 8 Aug: 7)
  - NCPK Classroom Support decreased by 2 (July: 2 Aug: 0)
  - Head Start Teacher no change (July: 2 Aug: 2)
  - EHS Teacher increased by 8 (July: 9 Aug: 17)
  - Center Floater decreased by 7 (July: 10 Aug: 3)
  - Substitute Early Childhood Educator increased by 7 (July:4 Aug: 11)

## Turnover/Terminations

- Increased by 5 in Terminations (July: 3 Aug: 8)
- 3 Non-Teaching, 1 Trainee, 4 Teaching

## Hiring Stages

- Hiring Stages fluctuated from July and Aug



## Terminations/New Hires/Rehires

- Fluctuated throughout the year