











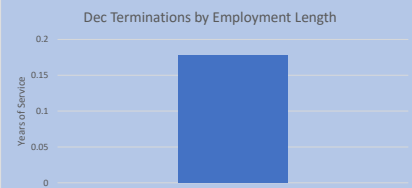



RECRUITMENT

RETENTION

Nov to Dec Changes

	Children's Services		TEACHING	TRAINEE/APPRENTICE	NON-TEACHING	TOTAL HIRES	APPLICATIONS		Children's Services		TEACHING	TRAINEE/APPRENTICE	NON-TEACHING
	TOTAL NEW HIRES	TOTAL RE-HIRES							TOTAL APPLICATIONS	TOTAL APPLICANTS			
H I R E S	4	0							189	146			
	Dec		1	1	2				Dec		54%	0%	46%

	Children's Services		TEACHING	TRAINEE/APPRENTICE	NON-TEACHING	TERMINATIONS	Dec Terminations by Employment Length	Applications by Hiring Stage
	TOTAL TERMINATIONS							
T U R N O V E R	1							
	Dec		0	0	1			

