









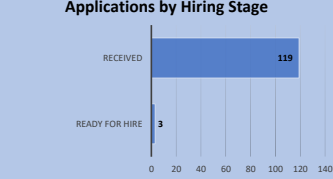


# RECRUITMENT

## RETENTION

Jan to Feb Changes

	Children's Services		TEACHING	TRAINEE/APPRENTICE	NON-TEACHING	TOTAL HIRES	APPLICATIONS		Children's Services		TEACHING	TRAINEE/APPRENTICE	NON-TEACHING
	TOTAL NEW HIRES	TOTAL RE-HIRES							TOTAL APPLICATIONS	TOTAL APPLICANTS			
H I R E S	10	3				Increased	Decreased		122	91			
	Feb		9	0	4				Feb		83%	1%	16%

	Children's Services		TEACHING	TRAINEE/APPRENTICE	NON-TEACHING	TERMINATIONS	Feb Terminations by Employment Length		Applications by Hiring Stage	
	TOTAL TERMINATIONS									
T U R N O V E R	6					Increased				
	Feb		2	0	4					

