











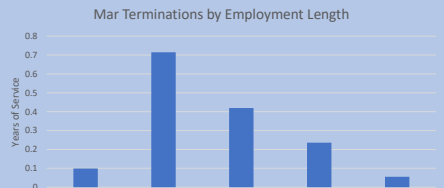
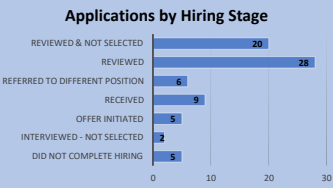


RECRUITMENT

RETENTION

Feb to Mar Changes

	Children's Services		TEACHING	TRAINEE/APPRENTICE	NON-TEACHING	TOTAL HIRES	APPLICATIONS		Children's Services		TEACHING	TRAINEE/APPRENTICE	NON-TEACHING
	TOTAL NEW HIRES	TOTAL RE-HIRES							TOTAL APPLICATIONS	TOTAL APPLICANTS			
H I R E S	8	0							100	79			
	Mar		3	2	3			Mar			64%	5%	31%

	Children's Services		TEACHING	TRAINEE/APPRENTICE	NON-TEACHING	TERMINATIONS	Mar Terminations by Employment Length		Applications by Hiring Stage	
	TOTAL TERMINATIONS									
T U R N O V E R	5									
	Mar		2	1	2					

