








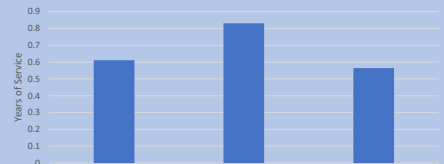
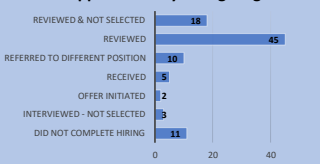


# RECRUITMENT

## RETENTION

Mar to Apr Changes

	Children's Services		TEACHING	TRAINEE/APPRENTICE	NON-TEACHING	TOTAL HIRES	APPLICATIONS	A P P L I C A T I O N S	Children's Services		TEACHING	TRAINEE/APPRENTICE	NON-TEACHING
	TOTAL NEW HIRES	TOTAL RE-HIRES							TOTAL APPLICATIONS	TOTAL APPLICANTS			
H I R E S	4	0				Decreased	Increased		121	100			
	Apr		1	1	2				Apr		78%	6%	16%

	Children's Services		TEACHING	TRAINEE/APPRENTICE	NON-TEACHING	TERMINATIONS	Apr Terminations by Employment Length		Applications by Hiring Stage	
	TOTAL TERMINATIONS									
T U R N O V E R	3					Decreased				
	Apr		1	0	2					

